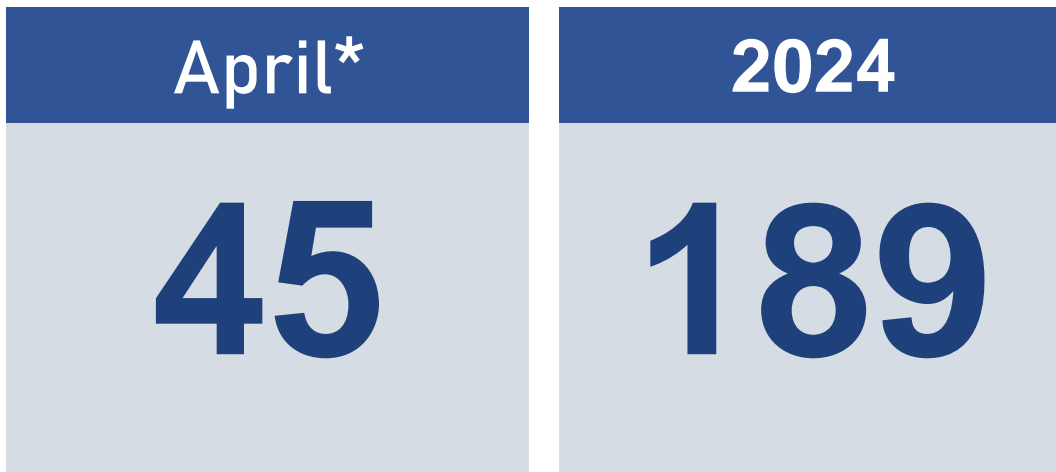


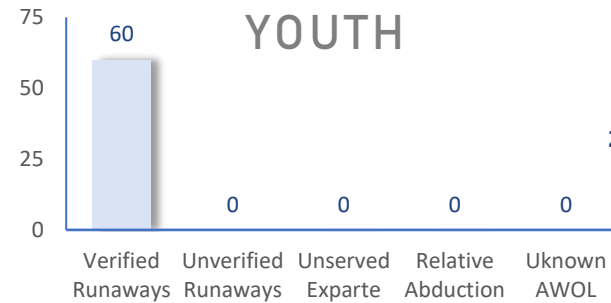
The following statistics show the status and demographics of absent Kansas foster youth and track DCF's successful recovery efforts.

## RECOVERED YOUTH

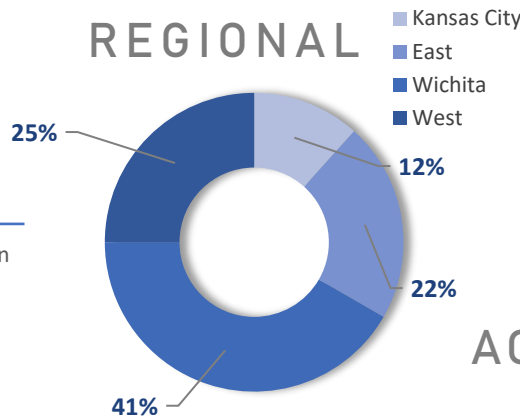


\*A youth may be recovered more than once per month.

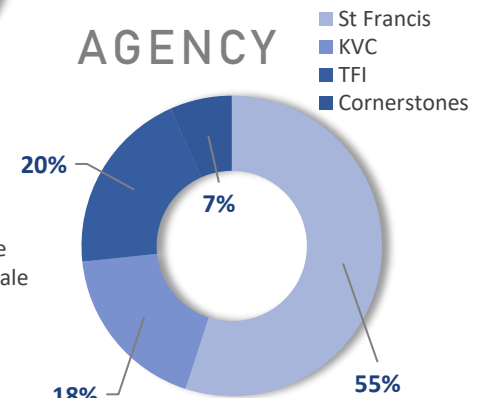
## CURRENT AWOL YOUTH



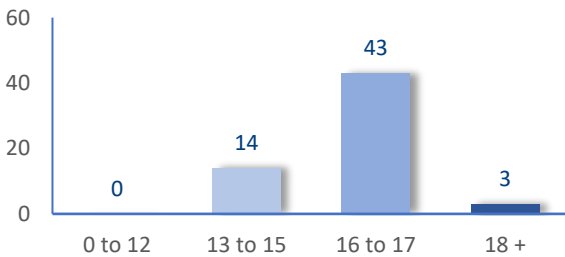
## REGIONAL



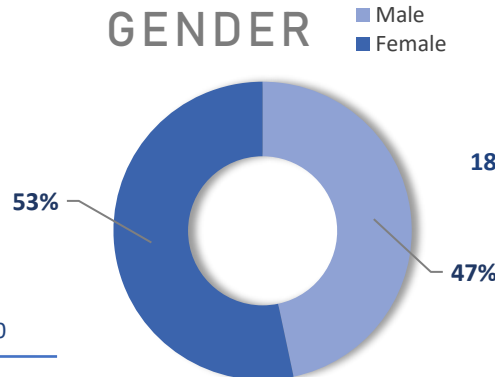
## AGENCY



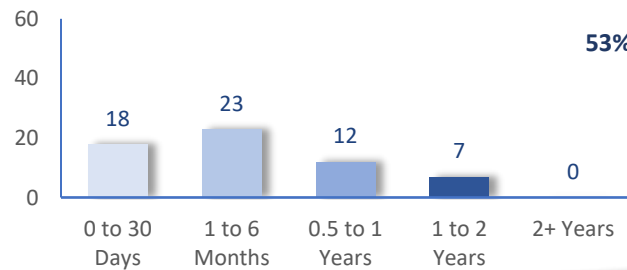
## AGE



## GENDER



## TIME



## DAILY AWOL YOUTH

# 2024

January		February		March		April	
DATE	# AWOL	DATE	# AWOL	DATE	# AWOL	DATE	# AWOL
2	79	1	72	1	70	1	66
3	76	2	70	4	68	2	69
4	78	5	67	5	68	3	70
5	76	6	66	6	64	4	70
8	79	7	65	7	64	5	69
9	79	8	65	8	64	8	70
10	73	9	66	11	68	9	68
11	72	12	66	12	68	10	68
12	69	13	66	13	67	11	68
16	71	14	66	14	66	12	68
17	73	15	63	15	67	15	70
18	68	16	65	18	68	16	70
19		19	63	19	68	17	72
22		20	66	20	67	18	71
23		21	64	21	68	19	60
24		22	67	22	67	22	
25		23	66	25	64	23	
26		26	67	26	64	24	
29	70	27	70	27	66	25	
30	69	28	69	28	64	26	
31	71	29	72	29	64	29	
						30	